



## Provision of Productive Assets

### Monthly Progress Report – June 2024

Particulars	Progress for the Month of <i>June 2024</i>			Cumulative <i>January 2020 – June 2024</i>		
	Men	Women	Total	Men	Women	Total
Tangible Assets Transferred	-	1,065	1,065	10,168	135,487	145,655
Intangible Assets Transferred	49	-	49	2,190	380	2,570
Livelihoods Training	659	3,407	4,066	30,686	147,004	177,690
Number of Community Institutions Formed/Revitalized	-	-	-	365	3,120	3,485
CRPs (Social, Economic & Institutional) Trained	10	29	39	2,229	1,228	3,457
Number of Districts Covered	21					
Overall Assets to be Transferred	158,294					

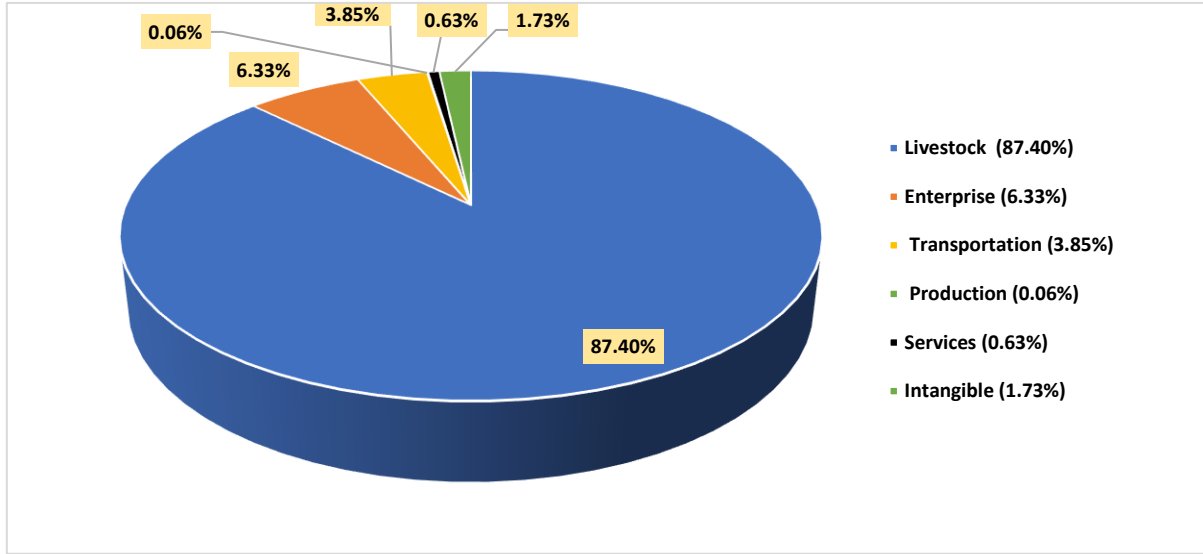
### Sector/Type of Assets Distributed under NPGP

#	Detail of Sector	Number of Assets			
		<i>June 2024</i>	<i>Cumulative January 2020 – June 2024</i>		
			<b>Men</b>	<b>Women</b>	<b>Total</b>
1.	Livestock (Cattle, Poultry, Fish Farming etc)	864	2,464	127,079	129,543
2.	Enterprise (Grocery store, General Store etc)	201	2,677	6,713	9,390
3.	Transportation (Rickshaw, Loader Vehicle etc)	-	3,712	1,990	5,702
4.	Production (Wheat etc)	-	49	39	88
5.	Services (Beauty parlour, Barber, Carts, Service Station, etc)	-	604	328	932
6.	Intangible (six-month skills training on Welding, Plumbing, Electrician, Computer Software, Mechanic, Community Livestock Workers etc)	49	2,190	380	2,570



Serial Number 1– 6 are types of tangible assets



**Sector-wise Asset Distribution as of June 2024**



**Gender wise Segregation of Asset Beneficiaries**

<p>Female beneficiaries</p>  <p><b>92%</b></p>	<p>Male beneficiaries</p>  <p><b>8%</b></p>
---	--

**Assets Related Trainings**

Type of Training	Number of Training		Number of Participants	
	June 2024	January 2020 – June 2024	June 2024	January 2020 – June 2024
Functional Literacy and Basic Business	184	5,868	2,492	122,186
Basic Enterprise Development training	16	121	224	1,882
Training of Interest Loan Recipients	100	2,655	1,350	53,622

**Community Trainings**

Type of Community Training	Number of Training		Number of Participants	
	June 2024	Jan 2020 – June 2024	June 2024	January 2020 – June 2024
Community Training on Climate Change Resilience/Mitigation	6	1,184	202	26,415
Sessions With Hhs around Nutrition	144	23,919	2,052	416,777
Training of VOs around GALS	15	1,494	248	33,501
Youth Engagement Activities	4	564	253	51,844
CIGs training	-	343	-	6,021

GALS - Gender Action Learning System, VO – Village Organisation



## Awareness Campaigns

Campaign Type	Number of Campaigns		Number of Participants	
	<i>June 2024</i>	<i>January 2020 – June 2024</i>	<i>June 2024</i>	<i>January 2020 – June 2024</i>
Campaigns on Health Nutrition/Gender/Sustainable Environment/Peace Justice/SCR	6	4,420	202	162,808